

Outlook of Automotive Mexican Industry

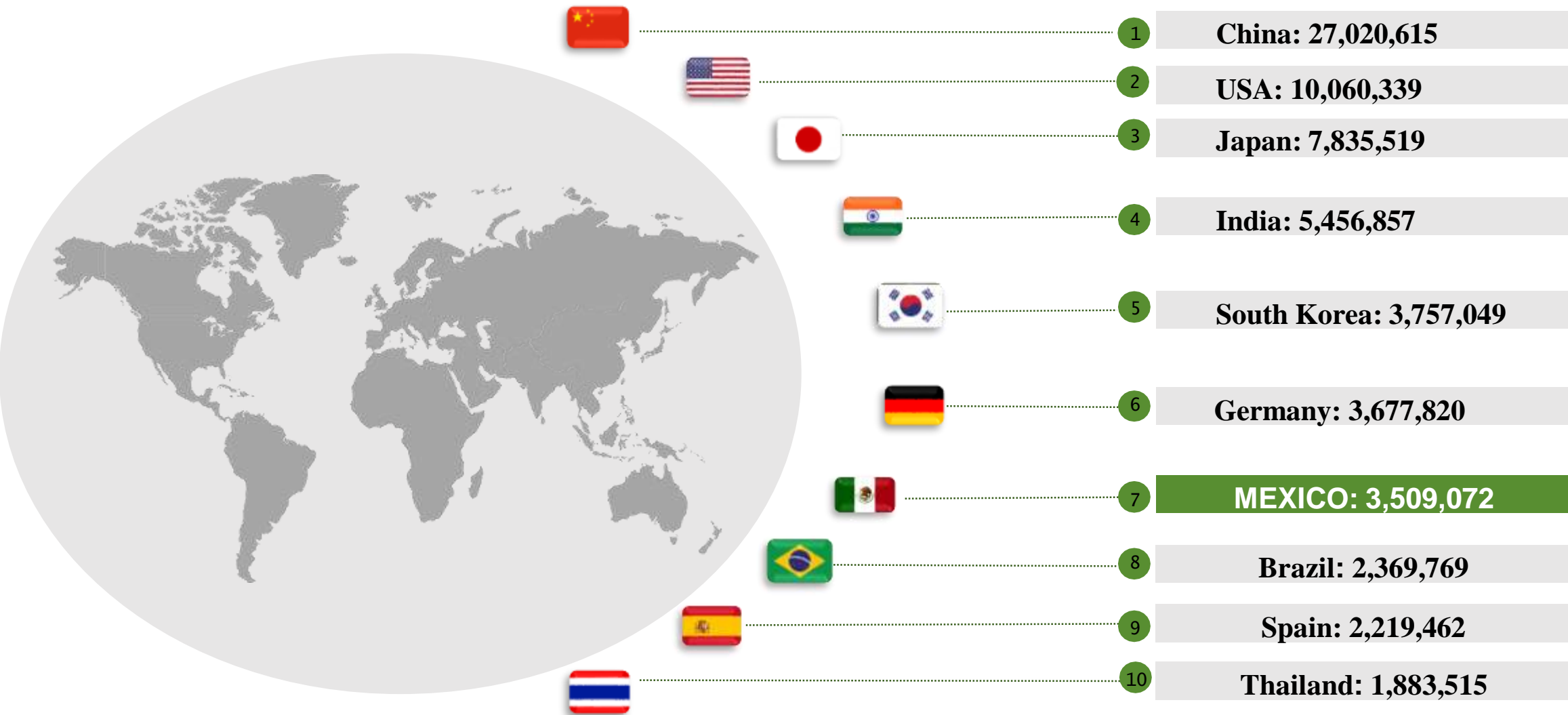
墨西哥汽车行业现状一览

April
2024
2024年四月



Do you know that Mexico was the **7th largest** country in terms of annual vehicle production in 2022?

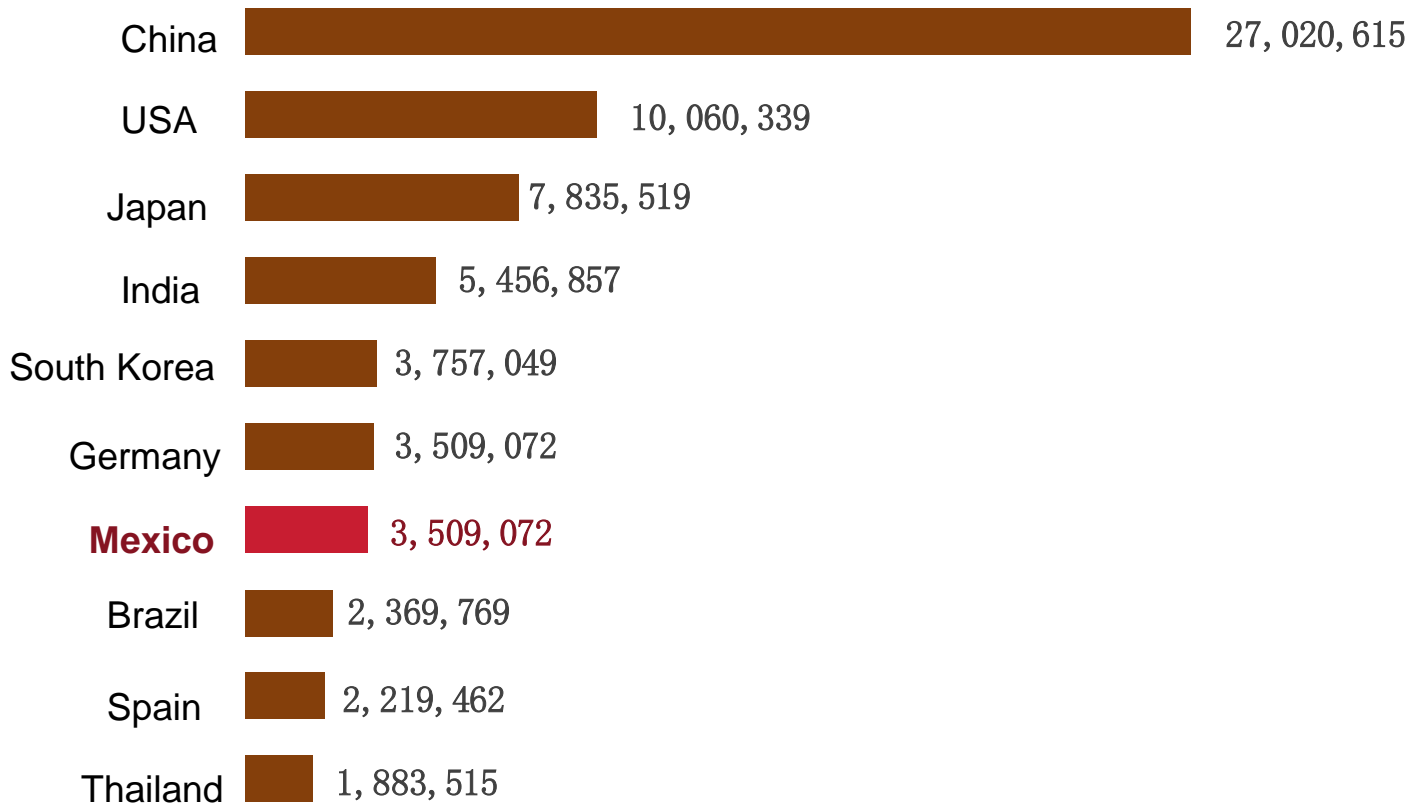
你知道2022年墨西哥汽车生产量位列世界第七吗？



World's Leading Automotive Producers by Vehicles Manufactured (Top 10): 2022

2022年世界汽车生产量排名前十的国家

Top 10: Vehicle manufacturing countries, all types*



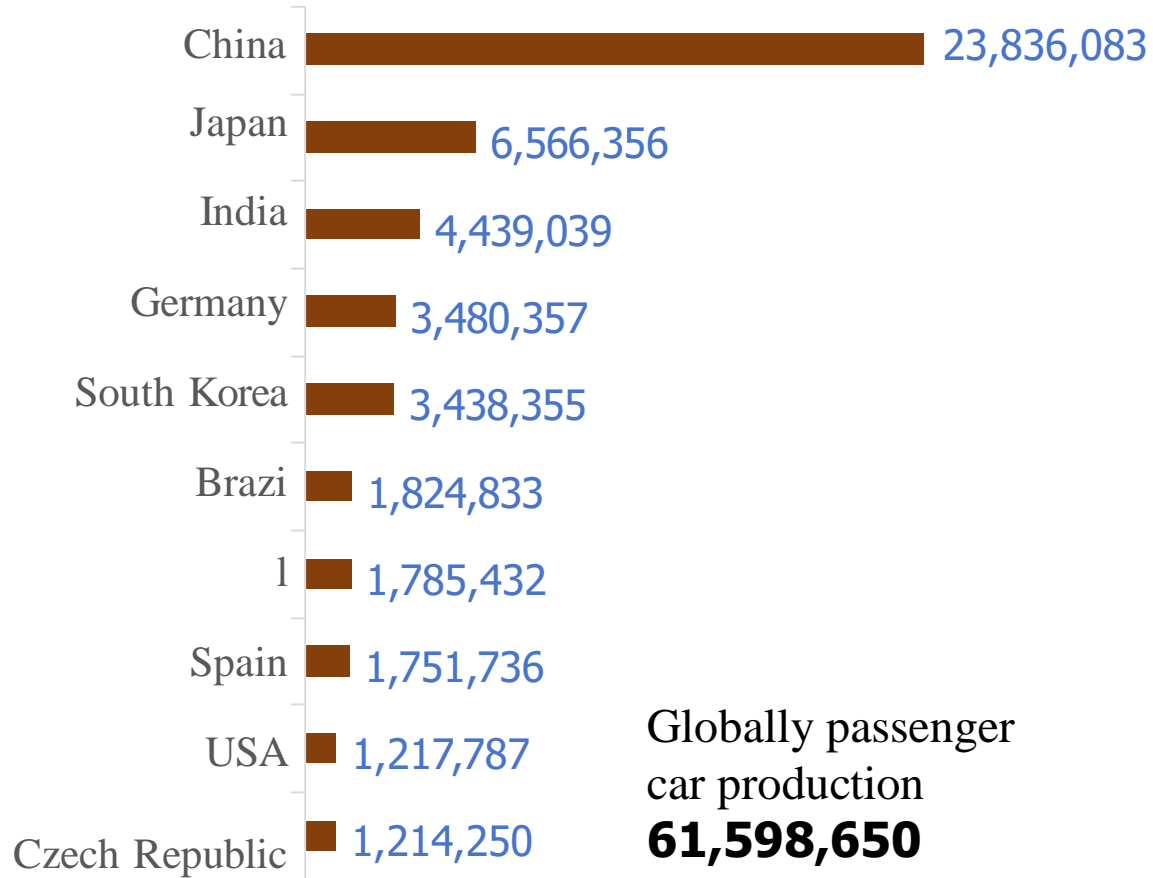


Country	World Ranking	LATAM Ranking
 Mexico	7	1
 Brazil	8	2

World's Leading Automotive Producers by Type vehicle manufactured: 2022

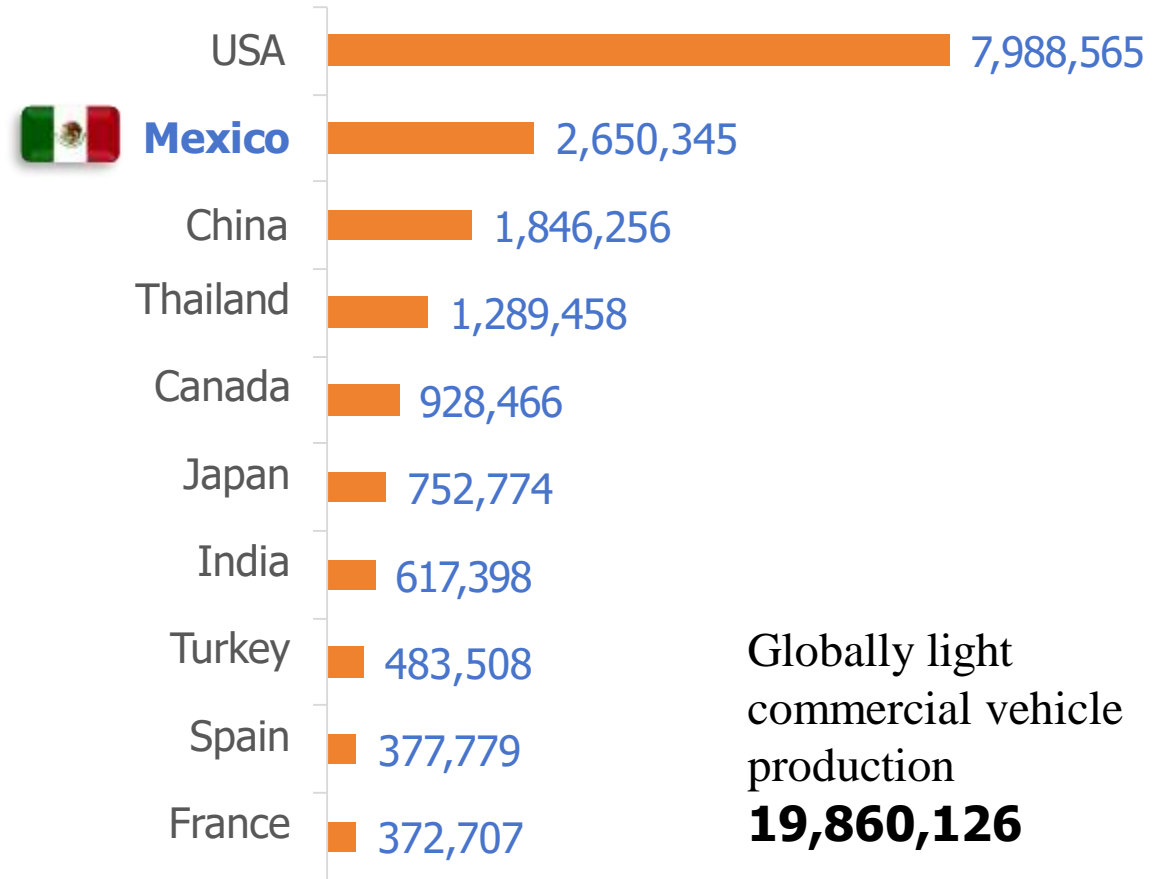
2022年世界汽车生产量排名前十的国家（小轿车和商务车）

Top 10: Passenger car manufacturing (units)



Globally passenger car production
61,598,650

Top 10: Passenger car manufacturing (units)



Globally light commercial vehicle production
19,860,126



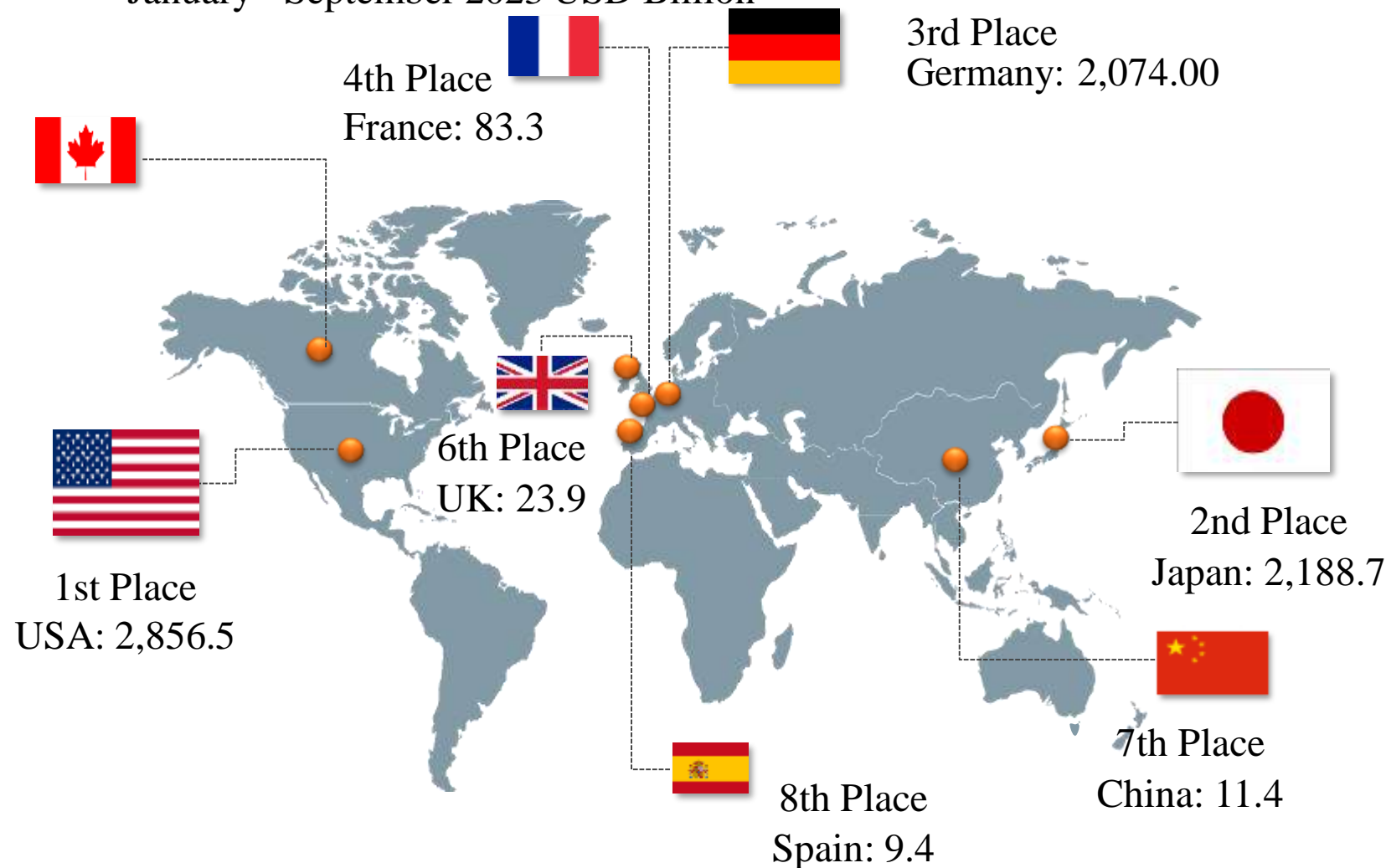
In 2022, **Mexico ranked 16th** worldwide among the countries that leading passenger car production, with 658,001 units produced.

Foreign direct investment in the Mexican automotive industry

墨西哥汽车业外商直接投资（2023年1-9月，单位：十亿美元）

Countries with the highest investment in the Mexican automotive industry,

January - September 2023 USD Billion



ce
28.5



Light
vehicles

Vehicles produced in Mexico, by type and company: 2018-2024

2018-2024二月墨西哥轻型汽车各公司各种类产量

until Feb.



Company	2018	2019	2020	2021	2022	2023	2024*
General Motors	834,414	864,143	728,768	567,380	743,246	722,631	67,335
Passenger cars	30,519	8,967	35,562	9,047	8,135	---	---
Light trucks	803,895	855,176	693,206	558,333	735,111	722,631	67,335
Nissan	762,408	672,700	521,730	536,323	391,002	615,751	56,567
Passenger cars	512,389	415,451	323,879	307,019	215,287	370,610	37,014
Light trucks	250,019	257,249	197,851	229,304	175,715	245,141	19,553
Chrysler	634,619	557,796	442,107	406,973	414,952	467,459	37,617
Light trucks	634,619	557,796	442,107	406,973	414,952	467,459	37,617
Ford	280,499	249,605	136,067	218,289	303,419	365,365	34,362
Passenger cars	280,499	249,605	112,330	---	---	---	---
Light trucks	---	---	23,737	218,289	303,419	365,365	34,362
Volkswagen	435,373	443,414	298,972	294,408	301,865	349,227	29,582
Passenger cars	239,106	221,683	146,728	69,113	56,566	89,802	1,574
Light trucks	196,267	221,731	152,244	225,295	245,299	259,425	28,008
KIA	294,600	286,600	206,800	219,400	265,000	256,000	15,800
Passenger cars	294,600	286,600	206,800	219,400	265,000	256,000	15,800
Toyota	191,978	192,722	169,350	222,346	268,344	250,015	7,727
Passenger cars	36,926	24,348	6,580	---	---	---	---
Light trucks	155,052	168,374	162,770	222,346	268,344	250,015	7,727
Mazda	149,589	91,830	138,855	127,293	148,098	202,506	18,518
Passenger cars	149,589	76,574	44,758	34,101	46,979	66,056	4,270
Light trucks	---	15,256	94,097	93,192	101,119	136,450	14,248
Audi	173,098	156,661	123,955	137,500	178,000	175,121	4,109
Light trucks	173,098	156,661	123,955	137,500	178,000	175,121	4,109
Honda	147,158	204,414	128,568	152,187	126,319	167,249	18,662
Passenger cars	27,777	47,956	34,714	---	---	---	---
Light trucks	119,381	156,458	93,854	152,187	126,319	167,249	18,662

Source: Prepared by Corporate Development LATAM based on information from INEGI Administrative Registry of the Automotive Industry of Light and Heavy Vehicles: <https://www.inegi.org.mx/datosprimarios/iavl/#tabulados>



Heavy
vehicles

Vehicles produced in Mexico, by type and company: 2018-2024



2018-2024二月墨西哥重型卡车各公司各种类产量

until Feb.

Company	2018	2019	2020	2021	2022	2023	2024*
Freightliner	102,573	108,144	77,623	99,045	114,951	126,938	8,141
Freight/Cargo	102,573	108,144	77,623	99,045	114,951	126,938	8,141
International	57,240	66,010	42,092	48,024	62,334	66,183	5,043
Freight/Cargo	54,841	64,577	41,758	47,137	61,386	64,826	4,822
Passenger (buses)	2,399	1,433	334	887	948	1,357	221
Kenworth	17,040	19,764	12,483	13,937	15,531	18,402	1,662
Freight/Cargo	17,040	19,764	12,483	13,937	15,531	18,402	1,662
Mercedes-Benz Buses	3,015	2,786	1,463	1,881	2,555	3,857	272
Passenger (buses)	3,015	2,786	1,463	1,881	2,555	3,857	272
Volkswagen Trucks and buses	1,505	1,663	778	929	1,929	1,901	117
Freight/Cargo	675	1,033	348	582	1,221	1,037	56
Passenger (buses)	830	630	430	347	708	864	61
Hino	1,440	998	468	763	1,017	1,525	65
Freight/Cargo	1,115	984	366	759	981	1,501	65
Passenger (buses)	325	14	102	4	36	24	---
Isuzu	864	888	696	1,068	1,135	1,416	72
Freight/Cargo	810	876	648	1,068	1,135	1,416	72
Passenger (buses)	54	12	48	---	---	---	---
Foton	---	78	651	308	582	1,375	109
Freight/Cargo	---	78	651	308	582	1,375	93
Passenger (buses)	---	---	---	---	---	---	16
Volvo Buses	833	972	688	418	686	1,071	99
Passenger (buses)	833	972	688	418	686	1,071	99
DINA	1,208	792	103	4	3	61	7
Freight/Cargo	20	43	88	---	2	---	---
Passenger (buses)	1,188	749	15	4	1	61	7

Source: Prepared by Corporate Development LATAM based on information from INEGI Administrative Registry of the Automotive Industry of Light and Heavy Vehicles: <https://www.inegi.org.mx/datosprimarios/iavl/#tabulados>













Vehicle, Engine and Transmission Assembly Plants of AMIA Associated Companies

AMIA 关联公司的车辆、发动机和变速器装配厂



Number of Automobile Plants of Companies in Mexico

各公司在墨西哥汽车制造厂数量

	1		2
	1		4
	2	 Mercedes-Benz	1
	3		3
HONDA	2	 TOYOTA	2
 HYUNDAI	1		2
	1		

Do you know how many Chinese car companies have landed in Mexico?

你知道有多少中国车企登陆墨西哥吗？

 JAC
江淮汽车 北京汽车
BAIC MOTOR 长安汽车
CHANGAN AUTO 江铃汽车
JMC CHERY 中国一汽 长城汽车
Great Wall 吉利汽车
GEELY AUTO BYD MG

At present, several Chinese car companies have landed in Mexico, namely JAC Motor, BAIC, Changan Automobile, Jiangling Motor, Chery Automobile, FAW, Great Wall, Geely, BYD and MG Automobile among others.

目前共有数中国车企登陆了墨西哥，包括江淮汽车、北京汽车、长安汽车、江铃汽车、奇瑞汽车、中国一汽、长城、吉利、比亚迪和名爵汽车。



Vehicle parts in Mexico – companies of Chinese origin (excluding Taiwan and Hong Kong)

January 2006 - November 2023

墨西哥汽车零部件制造-中国公司（不包括台湾和香港）

2006年1月至2023年11月

State	Number of Companies	Proportion
Nuevo Leon 新莱昂州	9	27.3%
Mexico City 墨西哥城	5	15.2%
San Luis Potosi 圣路易斯波托西	5	15.2%
Coahuila 科阿韦拉州	4	12.1%
Puebla 普埃布拉	4	12.1%
Aguascalientes 阿瓜斯卡连特斯州	3	9.1%
Guanajuato 瓜纳华托州	2	6.1%
Queretaro 克雷塔罗	1	3.0%

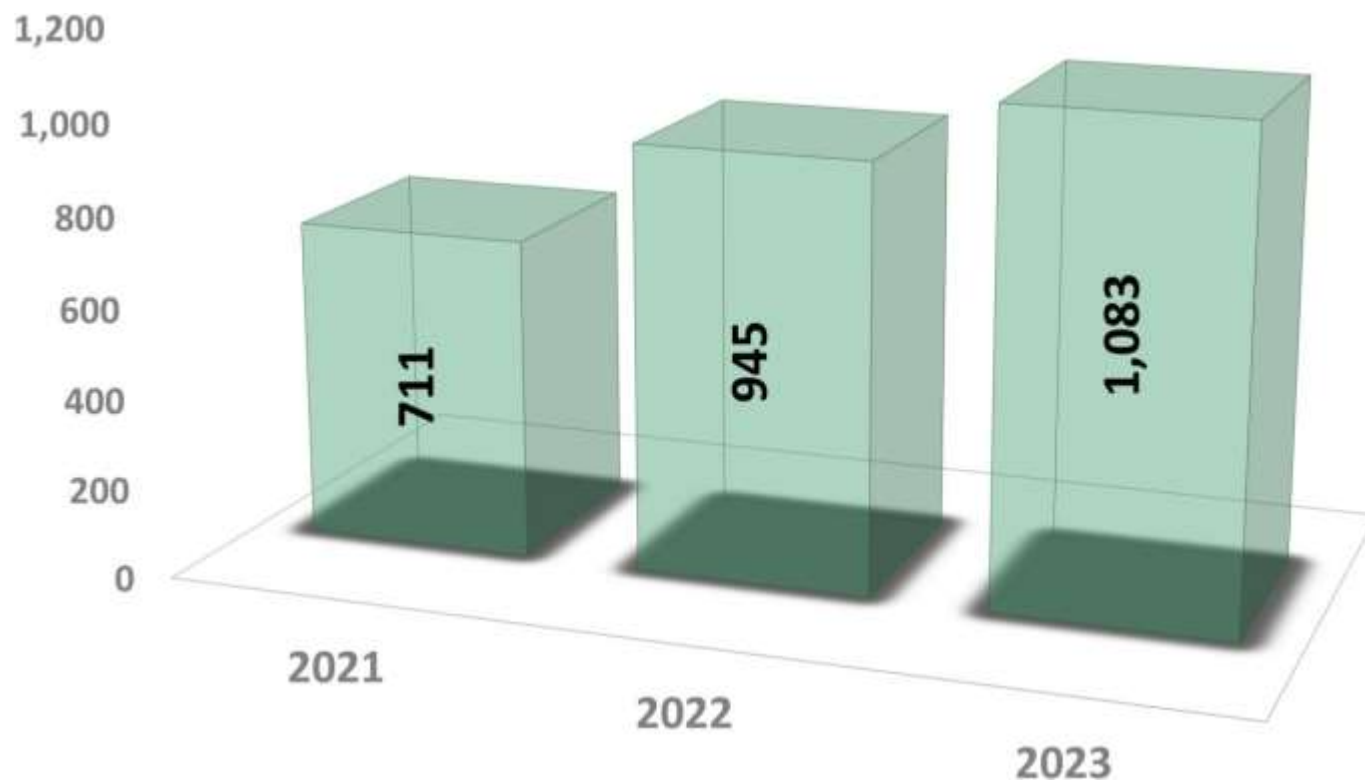


Source: INA with information from the RNIE of the Ministry of Economy

Exports of auto parts to the U.S. from companies established in Mexico of Chinese origin (excluding Taiwan and Hong Kong)

(millions of dollars)

在墨西哥成立的向美国出口汽车零部件的中国公司（不包括台湾和香港）
（百万美元）



Forecast of Mexico's total auto parts exports to USA during 2023

\$92,000

Share of auto parts exports to the U.S. of companies established in Mexico of Chinese origin during 2023

117%



Contact:
bj.info@mexcham.org
www.mexcham.org